

36" MERCURY INDUCTION RANGETOP

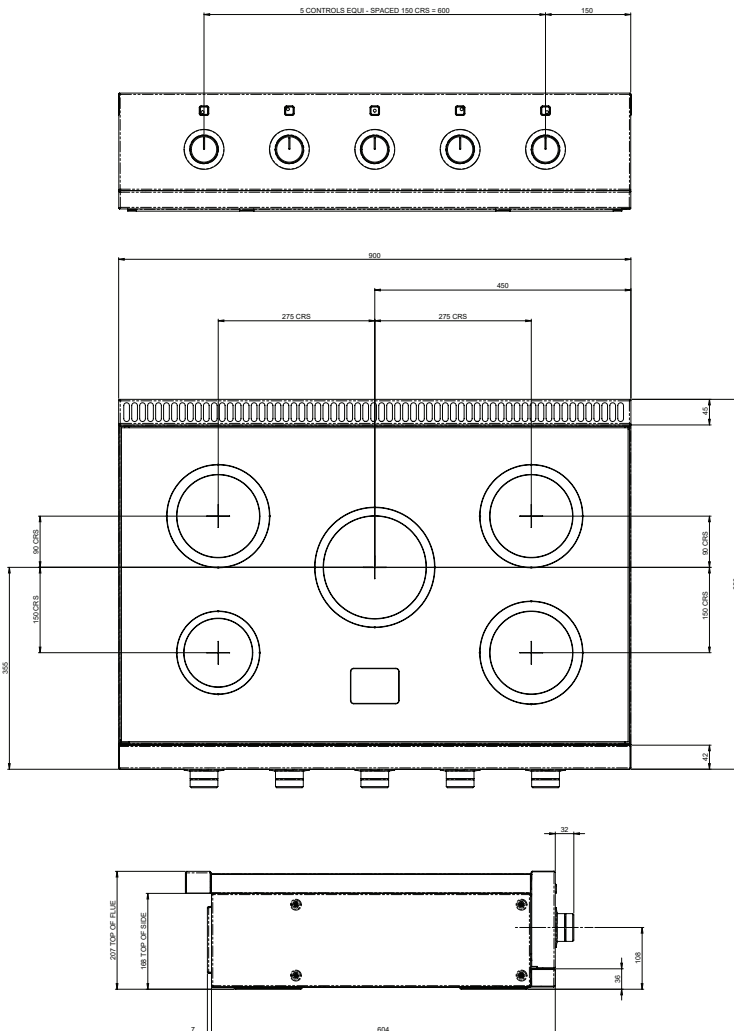
MODEL: AMC36INRT



The AGA Mercury rangetop is known for its bold design, contemporary details, zero-clearance facade and modern style cooking controls. It is truly a statement piece in any luxury kitchen.

Designed and built in the UK, this rangetop is a technical masterpiece, the embodiment of exquisite quality and stylish, thoughtful design.

Available in 6 sophisticated finish options, the AGA Mercury rangetop is the perfect match for any mood or lifestyle.



FEATURES

- Extra-large 35 1/2" W x 21 1/2" D ceramic glass surface with 5 induction burners and facia touch controls efficiently utilizes / transfers / captures 90% of energy generated compared to only 55% with that of a traditional gas burner
- Hob display features: 3700w boost, residual heat indicator, 9 power settings, overheat detection and child safety lock.
- 5 Hi-Fi Style Infinite Controls turn with stereo-like grace

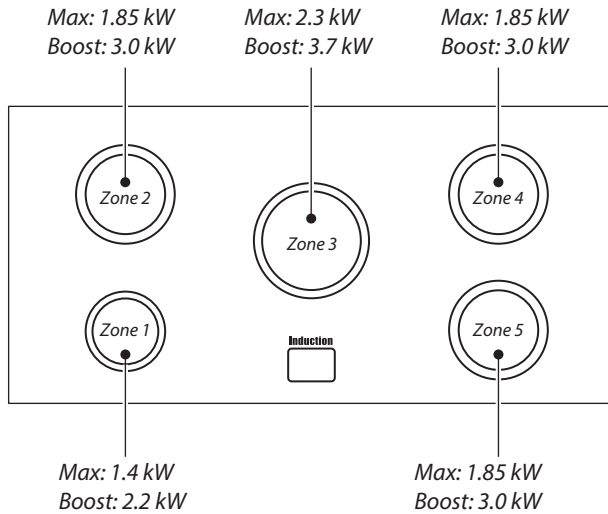
SPECIFICATIONS

- Electrical Rating: 230V (2 Wire + N + Grd) 60Hz 11.1kW
- Induction element ratings:
 - Front Left:** 1.4 kW (Max) 2.2 kW (Boost)
 - Rear Left:** 1.85 kW (Max) 3.0 kW (Boost)
 - Center:** 2.3 kW (Max) 3.7 kW (Boost)
 - Front Right:** 1.85 kW (Max) 3.0 kW (Boost)
 - Rear Right:** 1.85 kW (Max) 3.0 kW (Boost)
- Product Dimensions: 35 ¹/₂" W x 26 ⁷/₁₀" D x 8" H
- Shipping weight (lbs): 100lbs *(includes packaging, no pallet)*

36" MERCURY INDUCTION RANGETOP

MODEL: **AMC36INRT**

5 BURNER INDUCTION COOKTOP



CONTROL PANEL COLOR FINISHES

NOTE: Colors not in stock could have a 4-12 week lead time (check for availability).




Stainless Steel (SS)



Matte Black (0767)




Gloss Black (0766)



White (0750)



Indigo (0731)



Cornwall Green (0725)

WARRANTY

- 2 Year Warranty on parts and labor with exception of cosmetic damage

Cooking zone	Minimum Pan Diameter (Pan base) inches (mm)
Front left	4 ¾" (120)
Rear left	5 ½" (140)
Center	8 ¼" (160)
Rear right	5 ½" (140)
Front right	5 ½" (140)

36" MERCURY INDUCTION RANGETOP

MODEL: **AMC36INRT**

CONNECTIONS

Electric Supply	240V 60 Hz
Electric Rating	240V (2 Wire + Grd), 60Hz, 11.4 kW *
Branch Circuit Protection	50 A *
Connection Type	NEMA 14-50 P
Maximum total electric load 240 V	11.4 kW*
* Load demand diversity calculation according to NFPA 70 article 220.	

DIMENSIONS

	48" Induction Rangetop	36" Induction Rangetop
Overall width	47 ⁹ / ₁₆ " (1208 mm)	35 ¹ / ₂ " (900mm)
Overall depth	26 ⁷ / ₁₆ " (678 mm)	26 ⁷ / ₁₆ " (678 mm)
Minimum space for Rangetop	48 " (1220 mm)	31 ¹ / ₂ " (800mm)
Weight (unpacked)	132 LBS (60 Kg)	90 LBS (40 Kg)

RANGETOP RATINGS

Rangetop Zone	Max	Boost
Front Left	1.40 kW	2.20 kW
Rear Left	1.85 kW	3.00 kW
Center	2.30 kW	3.70 kW
Front Right	1.85 kW	3.00 kW
Rear Right	1.85 kW	3.00 kW

36" MERCURY INDUCTION RANGETOP

MODEL: AMC36INRT

COUNTERTOP CUTOUT DIMENSIONS FOR 36" RANGETOP

